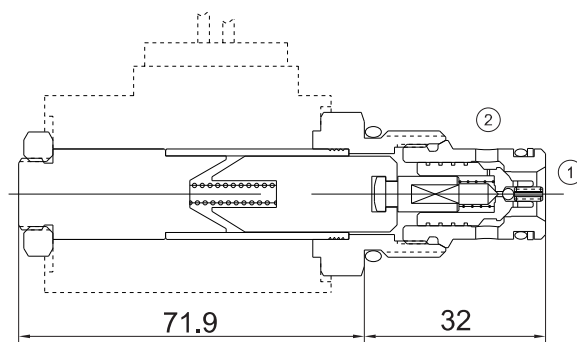


EVCE-SV2-10-2NCR

2-way ,2-position(Normally Closed)



Technical Specifications

Operating Pressure :	207Bar
Flow :	56.8L/min
Internal leakage :	3 drops/min at 207bar
Operating temperature :	-30°C to+ 120°C (- 22°F to+ 250°F)
Cavity :	VC10-2
Fluids:	Mineral based or synthetic hydraulic fluid with lubricating properties
Fluid viscosity range :	7.4 to 420cSt.

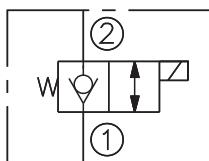
Features

- Hardened seat for long life
- Compact size
- Industry common cavity
- Continuous-duty rated solenoid
- Optional coil voltages and terminations

Operation

When de-energized, the cartridge acts as a check valve, blocking flow from port 2 to port 1, while allowing flow in the reverse direction. When energized, the valve allows flow from port 2 to port 1, In this mode, flow is also allowed from port 1 to port 2.

Symbol



Order Codes

	Base Model	Normally Closed	Option	Seals	Voltage	Coil Connection
	EVCE - SV2-10-2	NCR	Table 1	Table 2	Table 3	Table 4
Example	EVCE - SV2-10-2	NCR	M	B	24	H

Table 1

Code	Option
Blank	Not Manual
M	Manual Emergency

Table 2

Code	Seals
B	NBR
V	FKM

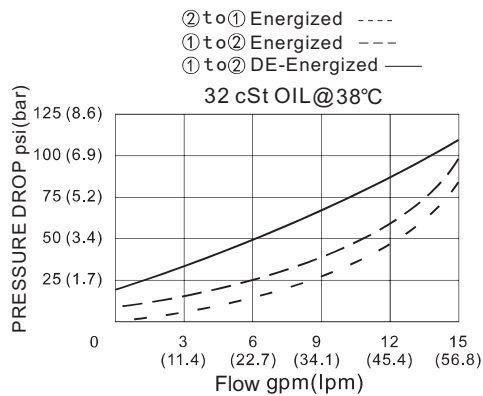
Table 3

Code	Voltage
12	12VDC
24	24VDC
110	110VAC
220	220VAC

Table 4

Code	Coil Connection
H	DIN43650
F	Deutsch DT04-2P
A	Amp Plug
D	Double Lead
S	Single Lead

Performance Curves



Installation Dimensions

